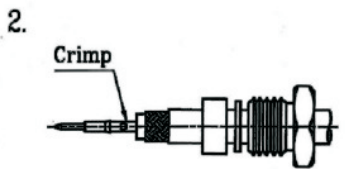
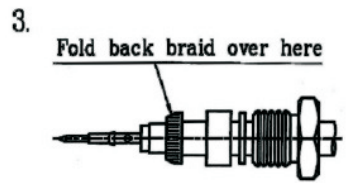


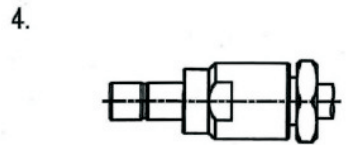
Preparation of cable
 (1) Slide nut, washer and gasket onto cable.
 (2) Strip cable to recommended dimensions shown in catalogue.



Solder center contact to cable center conductor
 (1) Insert cable center conductor into center contact until it butts against cable dielectric.
 (2) Solder center contact.



Install braid clamp
 (1) Place braid clamp over cable braid.
 (2) Comb braid wires out straight and fold back over front shoulder of braid clamp.
 (3) Trim braid wires flush with edge of braid clamp.



Final assembly
 (1) Mount cable assembly and hardware into connector body.
 (2) Screw and tighten nut.